


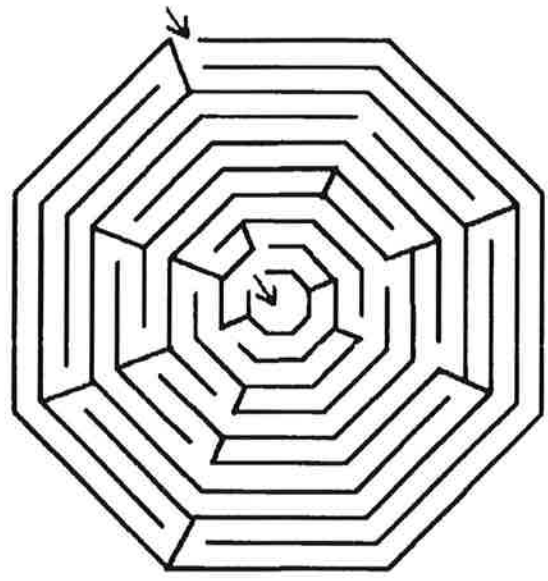

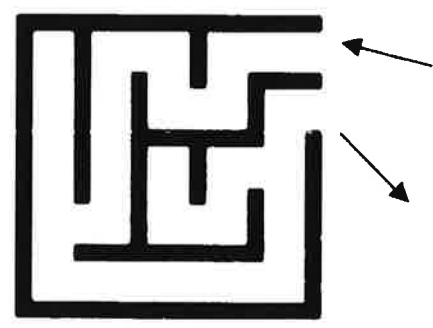
Walking the Pilgrim's Path

A Journal for Children



The difference between a Maze and a Labyrinth

Choose a crayon or pencil in your favorite color. Begin at the arrow.



A maze has wrong turns and dead ends. You can become lost. There is only one right way. There is a beginning and there is an end.


A labyrinth is a path that you follow like a maze. It has twists and turns and sometimes you feel lost. It is a closed path of corners and curves. We move in and we move out when we follow the path. Sometimes it takes a long time and sometimes it doesn't take long at all. It is often longer than you think. And you end where you start.

There are three kinds of labyrinths:

Classical



Roman



Medieval Christian



How to draw a Classical labyrinth:

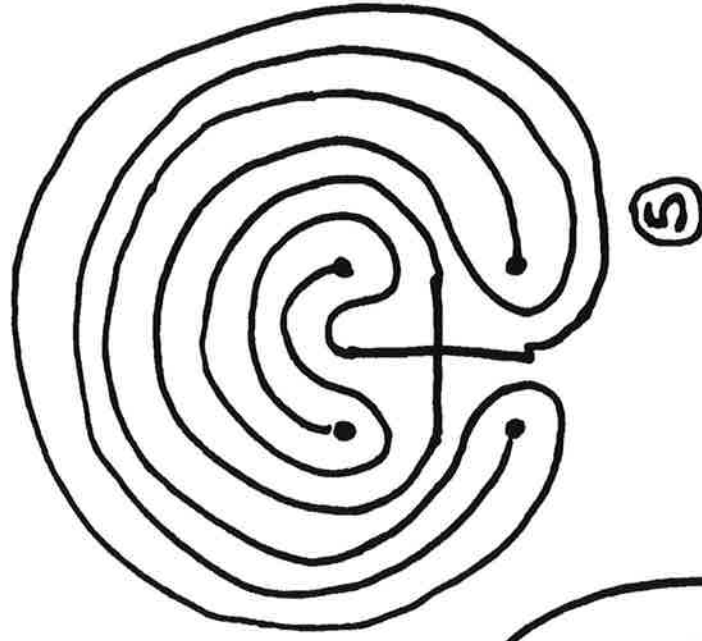
Step 1: Draw a cross and four points at each corner in a square design.



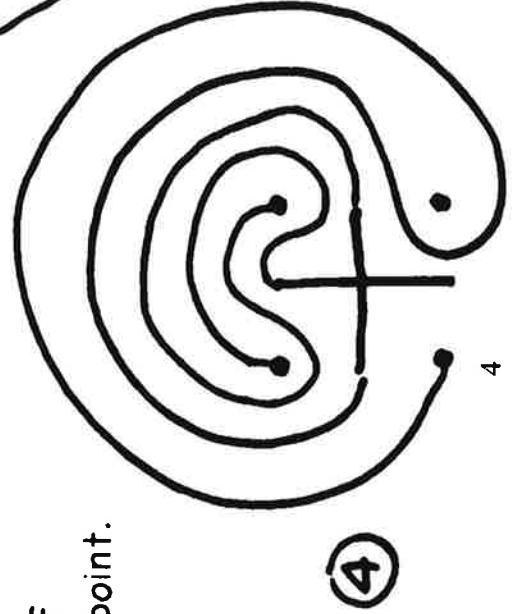
Step 2: Join the top arm of the cross to the top left point.



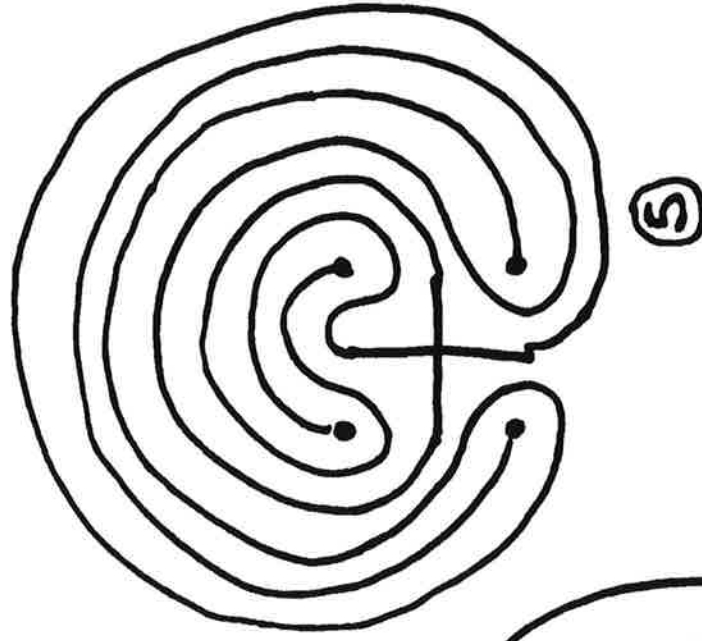
Step 3: Join the right arm of the cross to the top right point.

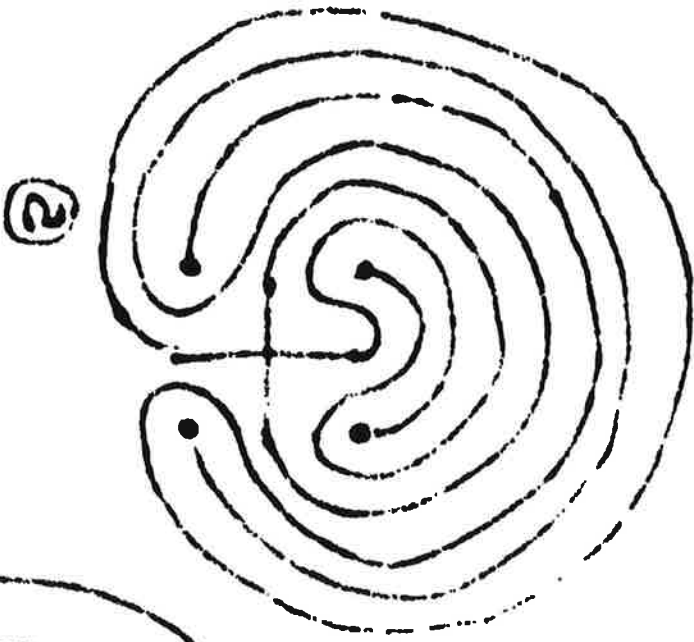
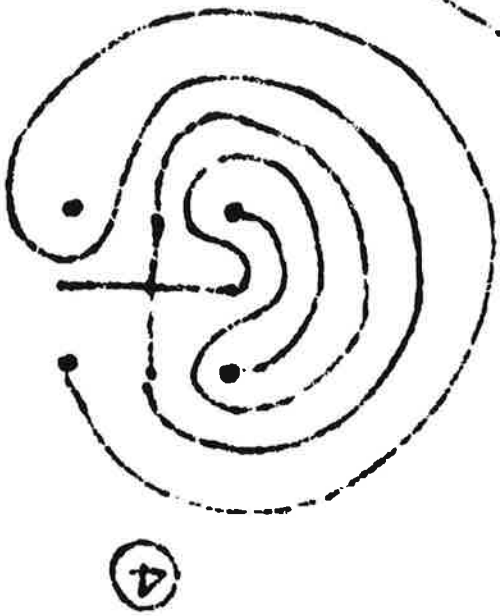
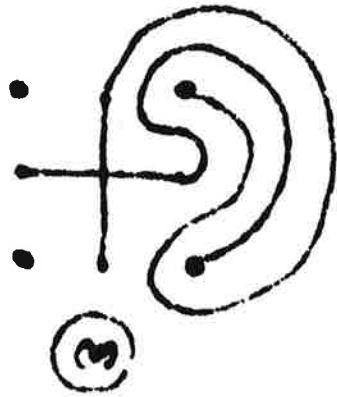

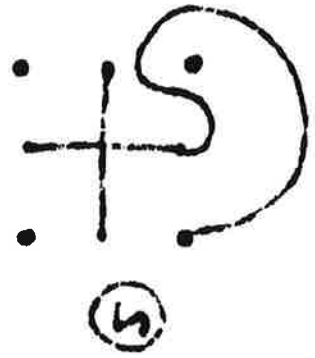


Step 4: Join the left arm of the cross to the bottom left point.



Step 5: Join the bottom arm of the cross to the bottom right point.

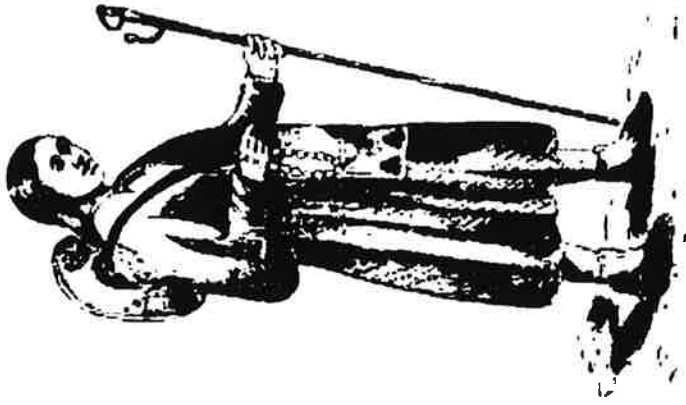




Now draw your own!

Going on a Pilgrimage

A long, long, long time ago people wanted to take a journey to Jerusalem to visit the places where Jesus walked and lived. There weren't cars, airplanes or trains, so they walked. It took many days, months and sometimes years. They were on a search . . . a search to learn more about Jesus . . . a journey to become closer to God.



AN ENGLISH PILGRIM.

They called these walks, pilgrimages. Pilgrims would wear long tunics, often with a cross on

the front of them. A long belt hung from their shoulders with a small pouch attached for keeping some coins. Around their neck was a rosary of large beads. He would carry a staff (a tough wooden stick) and wear a large, broad-brimmed hat attached at the




brick to a long scarf. The hat might be decorated with scallop shells or small lead images of Mary, the Mother of God or the saints.



You can take a virtual pilgrimage. Ask your mom or dad to help you.

<http://crusades.boisestate.edu/vpilgrim/>


Cathedrals in large towns were safer to travel to and many people would visit them instead of Jerusalem. Labyrinths were made in the floors of these large churches, becoming a way for people to make a spiritual journey to Jerusalem without having to take a dangerous trip.



NORTH PORCH: CHARTRES CATHEDRAL

•••


A labyrinth has only one path. The way in is the way out. You cannot get lost even though you may feel lost when you are following the path. The path leads you in a winding way to the center and out again.



At the center is a six-petalled rosette, a Medieval symbol for Mary. It is a sign of beauty and love. Each of the six petals can also remind

us of the six days of creation as told in Genesis. Draw pictures of God's creation in each of the petals. You can also see four arms of the cross, reminding us of Jesus' death and resurrection. Can you find the cross? With a crayon or pencil, draw the cross on the labyrinth.

You can be a pilgrim. Follow the path. Think about how God loves you and cares for you. Listen to what God might be saying to you in your heart.



What did it feel like to walk the labyrinth?

What would you like to say to God?